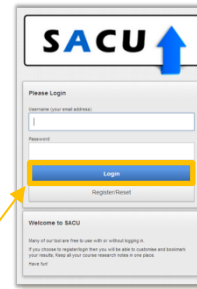
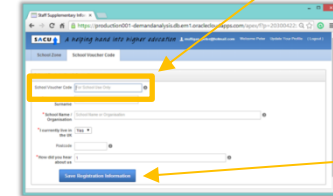


Clicking the link within our confirmation email will take you back to the login screen

Enter your email and password and click Login



You will then be asked for supplementary information. If you have a voucher code you can enter it here

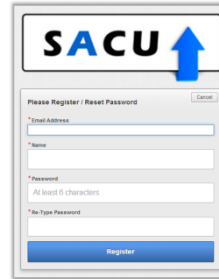


Then click here to enter the School Zone

Access to all SACU school licences is from within a dedicated *School Zone*:

Access to the *School Zone* is from the main login page on the SACU website:

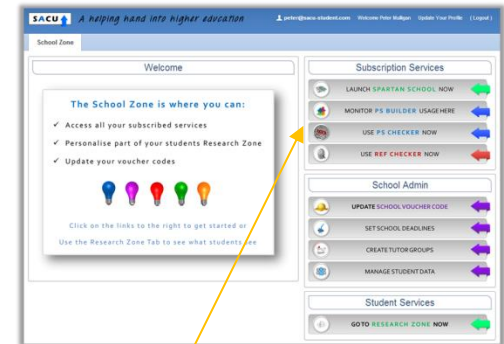
[www.sacu-student.com/login](http://www.sacu-student.com/login)



Registration is very simple. Enter your email & name, then create a password

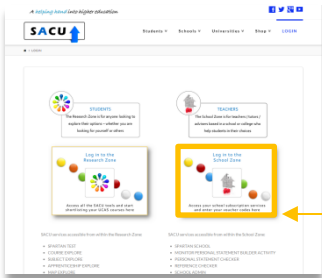
We'll then send you a confirmation email with a link

You will now be in the School Zone - the portal for all your SACU licences



Some of these buttons may be greyed out and will link to our SACU shop if you have yet to purchase them

Take a few moments to explore this area with the help of the diagram on the following page



Click the *School Zone* login image here to enter



You will then see this Login screen

You must click the **register button** the first time you access the *School Zone*



**1** Link back to [sacu-student.com](http://sacu-student.com)

**2** Display area for infographic relevant to which section of the *School Zone* you are in.

**3** SACU has four school services available on annual licence. If these are greyed out in your *School Zone* they will link to the SACU shop. Quick start guides are available for each service.

**4** Update your profile information at any time and check what voucher code you have entered.

**5** Opens in a new tab and shows all the data from all your students who have completed the free Spartan Test.

**6** Opens in a new window and shows all the data from all your students who are working through the Personal Statement Builder.

**7** Opens in a new window and allows schools to check all their students completed statements for plagiarism and a host of other common errors.

**8** Opens in a new window and allows schools to check all references for common mistakes, relevant subject skills and specific achievements.

**9** Use this when you first login to enter your voucher codes. Entering valid voucher codes will activate access to your annual licences.

**10** Add school specific deadlines that will then appear in your students Research. Relevant UCAS deadline information for YR13 has been preloaded.

**11** Only appears if you have a licence for either the Spartan School or PSB service. Allows you to group students and sort by tutor group.

**13** View the student Research Zone – this is the home page for student research. They can access the Spartan Test and all the Explore tools from here. Any bookmarked courses, shortlisted UCAS courses and research notes are kept here along with a clickable research checklist.

**12** Only appears if you have a licence for either the Spartan School or PSB service. Allows you to update the information students have entered during their registration.

For additional support please email [support@sacu-student.com](mailto:support@sacu-student.com)

